


What will Remote Learning Look Like?

We will assign work to the children:


- All teachers will upload resources and lessons as per their teaching timetable. In effect this will mean the curriculum is not interrupted.
- We will then expect students to upload and submit their work through Show My Homework. Show My Homework has a message function that enables students to talk to their teachers if there are issues with any work set.
- Teachers will set work on a number of platforms, which we will then monitor. Please ensure your child is able to access Show My Homework and any other online platforms that are regularly in use such as GCSEPod, MyMaths, Method Maths, etc. Details are included in this document.
- Students will also receive an online assembly and fitness plan for PE.



What will Remote Learning Look Like?

This will give us oversight of completion of work:


- We will then track the work being completed by students at home including the work being submitted after each lesson.
- Teachers will be making contact if work isn't completed and home visits will be completed to support students where necessary.
- Our staff are fully aware that we will be working full time should we close to support the learning of the students.
- Of course the volume of this support work will depend on the school's capacity.



What will Remote Learning Look Like?

Preparation – What can you do now:

- We have surveyed students and are preparing a support programme for students without internet access. If you do not have access to the internet either at all or if access is irregular, can you please inform your child's Head of Year so that alternative work can be provided.
- We will continue to support all pastoral needs during this time to the best of our ability including providing food in some form for students eligible for free school meals. An announcement regarding this will be forthcoming.
- Please rest assured that we have planned every possible contingency and that the staff at the school are working hard to support safe learning for every student. If you have any questions or queries please direct them to your child's Head of Year.



Key Email Addresses

Headteacher: mclaughlinm@thomasbecket.org.uk

Deputy Headteacher: riddlesk@thomasbecket.org.uk

Family Support Worker: palmert@thomasbecket.org.uk

Office: office@thomasbecket.org.uk

SEN: chapelowb@thomasbecket.org.uk

Head of Year 7: jonesg@thomasbecket.org.uk

Head of Year 8: binczykl@thomasbecket.org.uk


Head of Year 9: beasleyj@thomasbecket.org.uk

Head of Year 10: belfonj@thomasbecket.org.uk

Head of Year 11: walshf@thomasbecket.org.uk


Sixth of Form: harrisonm@thomasbecket.org.uk

donovanv@thomasbecket.org.uk



Key Email Addresses

Head of English:	<u>cooka@thomasbecket.org.uk</u>
Head of Maths:	<u>baffoep@thomasbecket.org.uk</u>
Head of Science:	<u>alakat@thomasbecket.org.uk</u>
Head of RS:	<u>sleightj@thomasbecket.org.uk</u>
Head of Languages:	<u>dumitrua@thomasbecket.org.uk</u>
Head of Geography:	<u>polleyk@thomasbecket.org.uk</u>
Head of History:	<u>kieltys@thomasbecket.org.uk</u>
Head of Art:	<u>pickj@thomasbecket.org.uk</u>
Head of DT:	<u>timperleyc@thomasbecket.org.uk</u>
Head of Food Tech:	<u>nikoiin@thomasbecket.org.uk</u>
Head of Business:	<u>walkerj@thomasbecket.org.uk</u>




Online Platforms

Please use your slip to log into each of these platforms, we might have tweaked your usernames and passwords, please don't change them. The following slides will help if you didn't get a slip today. There will be some exceptions to these generic logins, we will support you with those tomorrow.

Any problems after school Thursday please contact: Office@thomasbecket.org.uk

1. Microsoft Office 365 – this means you have your own school email address and access to Word & PowerPoint
<https://www.office.com/>
2. Show My Homework
3. Kerboodle: https://www.kerboodle.com/users/login?user_return_to=%2Fapp
4. GCSEPod: <https://www.gcsepod.com/>
5. Active Learn (Maths):
https://pi.pearsoned.com/v1/piapi/piui/signin?client_id=BRSIcPHr2Iq0NV8AQP99zDZau8IPUxgy&login_success_url=https://www.pearsonactivelearn.com%2Fapp%2Flogin
6. Maths Watch: <https://vle.mathswatch.co.uk/vle/>
7. Method Maths: <https://www.methodmaths.com/login.html>
8. Classcharts: <https://www.classcharts.com/>

Any issues with your Logins, please make a note on your sheet and give it to your form teacher.



Office 365 (school email address & Microsoft)



Office 365 is how you will login to SMHW & gives you access to Microsoft Word & PowerPoint etc.

<https://www.office.com/>

Please see the general models how to log into Office 365. I'll use my name 'Kelly Riddles' to model how each year group signs in:

Year 7,8,9

First name initial & surname @pupil.thomasbecket.org.uk

Email address: kriddles@pupil.thomasbecket.org.uk

Password: Thomas_ _ _ (you have been given a unique 3 digit number)




Year 10, 11 & 6th Form

First name & initial of surname@pupil.thomasbecket.org.uk

email address: kellyr@pupil.thomasbecket.org.uk

Password: Thomas_ _ _ (you have been given a unique 3 digit number)



Show My Homework

satchel:one
For access to Show My Homework


Login [Forgot password?](#)

Staff Parent **Student**

I already have an account
 I don't have an account yet


Search school


Enter email address or username


Enter password 

Log in

Or log in with:

 Sign in with Office 365

 Sign in with Google

 Sign in with RM Unify

Need help logging in?


- ▶ Logging in as a student

Forgot password?

Reset your password using your school email address. Correct any typos or try a different email address you may have used. We are not able to share any login details for security reasons.


Issues with the PIN?

You only need a PIN to log in for the first time. If you have forgotten your details and cannot reset your password, contact the school for a new PIN or [ask your parent](#).



<https://www.satchelone.com/login?userType=student>

Login using your school
email address & password



Kerboodle

Please see the general models how to log into Kerboodle. I'll use my name 'Kelly Riddles' to model how to signs in:

First name initial & surname:


Username: kriddles

Password: kriddles

Institution code: kbm2



https://www.kerboodle.com/users/login?user_return_to=%2Fapp



gcsepod


Please see the general models how to log into gcsepod. I'll use my name 'Kelly Riddles' to model how to signs in:

First name initial & surname:

Username: kriddles

Password: Thomas

<https://www.gcsepod.com/>



Other Platforms

Maths

Maths have a number of online platforms available to various groups below:

- Yr 7 and 8; Maths Watch
- Yr 9 and 10; Active learn and Maths Watch
- Yr 11 Maths Watch and Method Maths

Passwords will be available from tutors in the morning.

If you have further issues please contact:

Mr Baffoe: baffoep@thomasbecket.org.uk

Classcharts

We have already written home with everyone's unique PIN, if you don't have this, your tutors will share this tomorrow.

If you have further issues please contact:

Miss Layton: LaytonP@ThomasBecket.org.uk

